

Examcollection

<http://www.ipass4sure.com/examcollection.htm>



<http://www.ipass4sure.com>

050-894

Novell

Novell ZENworks 7 Desktop Management Administrator

<http://www.ipass4sure.com/exams.asp?examcode=050-894>

The 050-894 practice exam is written and formatted by Certified Senior IT Professionals working in today's prospering companies and data centers all over the world! The 050-894 Practice Test covers all the exam topics and objectives and will prepare you for success quickly and efficiently. The 050-894 exam is very challenging, but with our 050-894 questions and answers practice exam, you can feel confident in obtaining your success on the 050-894 exam on your FIRST TRY!

Novell 050-894 Exam Features

- Detailed questions and answers for 050-894 exam
- Try a demo before buying any Novell exam
- 050-894 questions and answers, updated regularly
- Verified 050-894 answers by Experts and bear almost 100% accuracy
- 050-894 tested and verified before publishing
- 050-894 examcollection vce questions with exhibits
- 050-894 same questions as real exam with multiple choice options

Acquiring Novell certifications are becoming a huge task in the field of I.T. More over these exams like 050-894 exam are now continuously updating and accepting this challenge is itself a task. This 050-894 test is an important part of Novell certifications. We have the resources to prepare you for this. The 050-894 exam is essential and core part of Novell certifications and once you clear the exam you will be able to solve the real life problems yourself. Want to take advantage of the Real 050-894 Test and save time and money while developing your skills to pass your Novell 050-894 Exam? Let us help you climb that ladder of success and pass your 050-894 now!

DEMO EXAM

For Full Version visit

<http://www.ipass4sure.com/allexams.asp>

Question: 1

Which policy package contains policies that are container specific?

- A. User Policy Package
- B. Server Policy Package
- C. Workstation Policy Package
- D. Service Location Policy Package

Answer: D

Question: 2

Referring to ZENworks Asset Management, what is the default port that Task Server uses?

- A. 997
- B. 7460
- C. 7461
- D. 7462
- E. 7465

Answer: E

Question: 3

Click the Point and Click button to begin. Click on the parameter in the Myapps.html file you would edit if you want to hide the left folder view frame of the Application Browser view.

```
<!--param name="\SingleTree\" value="\DA-TREE\"-->
<!--param name="\Portalview\" value="\false\"-->
<!--param name="\BannerURL\" value="\http://da1.da.com/banner.html\"-->
<!--param name="\BannerHeight\" value="\80\"-->
<!--param name="\ShowTree\" value="\true\"-->
<!--param name="\ShowTasks\" value="\false\"-->
<!--param name="\AppDisplayType\" value="\0\"-->
<!--param name="\ShowAppFrameNavigation\" value="\true\"-->
<!--param name="\ShowIEToolbarButton\" value="\true\"-->
```

Answer:

```
<!--param name="\SingleTree\" value="\DA-TREE\"-->
<!--param name="\Portalview\" value="\false\"-->
<!--param name="\BannerURL\" value="\http://da1.da.com/banner.html\"-->
<!--param name="\BannerHeight\" value="\80\"-->
<!--param name="\ShowTree\" value="\true\"-->
<!--param name="\ShowTasks\" value="\false\"-->
<!--param name="\AppDisplayType\" value="\0\"-->
<!--param name="\ShowAppFrameNavigation\" value="\true\"-->
<!--param name="\ShowIEToolbarButton\" value="\true\"-->
```

Question: 4

Which policy package is used to configure the Workstation Inventory policy?

- A. User package
- B. Server package
- C. Container package
- D. Workstation package
- E. Service Location package

Answer: D

Question: 5

When installing ZENworks Desktop Management workstation agents, which information must be configured if the Novell Client is not being used to access policies and applications? (Choose 2.)

- A. The Workstation Manager agent
- B. The Remote Management agent
- C. The HTTP port number used by the middle tier server
- D. The DNS name or IP address of the back-end server
- E. The DNS name or IP address of the middle tier server

Answer: C, E

Question: 6

Which object can you associate with a workstation package? (Choose 2.)

- A. User
- B. Alias
- C. Printer
- D. Profile
- E. Security
- F. Computer
- G. Container
- H. Workstation Group

Answer: G, H

Question: 7

Click the Point and Click button to begin. Click the option in the Distribution Rules page of this application object that will allow you to manage it in a mixed environment consisting of ZENworks 7.0 and pre-ZENworks 6.5 versions of NAL.

Add rules to control availability of this application.

Type	Subject	Operator	Value
Disk size	Windows Directory Drive	>=	1
AND Disk size	C:	>=	5
AND OS version	Windows 2000/XP	>=	5.0.x




```
Disk size(Windows Directory Drive) >= 1
AND Disk size(C:) >= 5
AND OS version(Windows 2000/XP) >= 5.0.x
```

Always show icon

Legacy File Add Modify Delete

Answer:

Add rules to control availability of this application.

Type	Subject	Operator	Value
 Disk size	Windows Directory Drive	>=	1
AND  Disk size	C:	>=	5
AND  OS version	Windows 2000/XP	>=	5.0.x

```
Disk size(Windows Directory Drive) >= 1
AND Disk size(C:) >= 5
AND OS version(Windows 2000/XP) >= 5.0.x
```

Always show icon

Legacy 

File

Add

Modify

Delete

Question: 8


Click the Point and Click button to begin.

Click the Repackager option you would use to convert an AOT file to an MSI package.






Welcome to InstallShield Repackager



● Open an existing project, convert from a legacy project, or capture a new setup:

-  [Open](#) an existing project
-  Start the [InstallShield Repackaging Wizard](#) to capture a new setup
-  [Upgrade](#) a legacy InstallShield Repackager file (*.inc)
-  [Convert a legacy project](#) into a new Repackager project.
You can import an existing WinInstall, ZenWorks, SMS, or Wise project.

● Fine-tune the captured setup data

-  Review the captured data, and exclude unnecessary items
-  Scan for setup intent
-  Scan an InstallShield setup

● Build a Windows Installer package and enhance with InstallShield DevStudio

-  Build a DevStudio Project and a Windows Installer package
-  Edit the Windows Installer package using DevStudio



Pass4sure Certification Exam Features;

- Pass4sure offers over **2500** Certification exams for professionals.
- More than **98,800** Satisfied Customers Worldwide.
- Average **99.8%** Success Rate.
- Over **120** Global Certification Vendors Covered.
- Services of **Professional & Certified Experts** available via support.
- Free **90 days** updates to match real exam scenarios.
- **Instant Download Access!** No Setup required.
- Price as low as **\$19**, which is 80% more **cost effective** than others.
- **Verified answers** researched by industry experts.
- Study Material **updated** on regular basis.
- Questions / Answers are downloadable in **PDF** format.
- Mobile Device Supported (**Android, iPhone, iPod, iPad**)
- **No authorization** code required to open exam.
- **Portable** anywhere.
- **Guaranteed Success.**
- **Fast**, helpful support **24x7**.



View list of All certification exams offered;
<http://www.ipass4sure.com/all exams.asp>

View list of All Study Guides (SG);
<http://www.ipass4sure.com/study-guides.asp>

View list of All Audio Exams (AE);
<http://www.ipass4sure.com/audio-exams.asp>

Download Any Certification Exam DEMO.
<http://www.ipass4sure.com/samples.asp>

To purchase Full version of exam click below;
<http://www.ipass4sure.com/all exams.asp>

3COM	CompTIA	Filemaker	IBM	LPI	OMG	Sun
ADOBE	ComputerAssociates	Fortinet	IISFA	McAfee	Oracle	Sybase
APC	CWNP	Foundry	Intel	McData	PMI	Symantec
Apple	DELL	Fujitsu	ISACA	Microsoft	Polycom	TeraData
BEA	ECCouncil	GuidanceSoftware	ISC2	Mile2	RedHat	TIA
BICSI	EMC	HDI	ISEB	NetworkAppliance	Sair	Tibco
CheckPoint	Enterasys	Hitachi	ISM	Network-General	SASInstitute	TruSecure
Cisco	ExamExpress	HP	Juniper	Nokia	SCP	Veritas
Citrix	Exin	Huawei	Legato	Nortel	See-Beyond	Vmware
CIW	ExtremeNetworks	Hyperion	Lotus	Novell	Google	

and many others.. See complete list [Here](#)

